



Design by **m** MAANKI DESIGN ZONE | 98197 05789

20<sup>collection</sup>23

6H ANTISCRATCH  
1.5 MM ACRYLIC



6H ANTISCRATCH  
1.5 MM ACRYLIC

A COLOURFUL SURPRISE

**FavoX**<sup>®</sup>  
Desire Meets a New Trend

20<sup>collection</sup>23





Making Your Space

# Truly Colourz

**FAVOX** born out of curiosity to create.

The curiosity drives us to do what we do  
best and accelerate and push our limits  
beyond our own horizon.

We present to you our new series **COLOURZ**

giving you future vision to laminate design and  
committed to give the best product in its range.

We welcome you to our world of a better tomorrow.



## APPLICATIONS

### COLLECTION

Available in Size : **2440mm x 1220mm (8 Feet x 4 Feet)**

Thickness : **1.3mm - 1.5mm (+ 10%)**

#### ● Kitchen

Worktops • Tables • Doors  
Shelves • Cabinets • Trolleys



#### ● Bathroom

Worktops • Shelves • Cabinets • Doors



#### ● Furniture

Residence • Modular Furnitures



#### ● Healthcare

Wall Lining and Horizontal Surfaces  
Lockers • Cabinets • Trolleys



#### ● Commercial

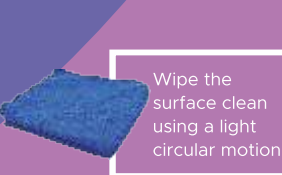


#### ● Hospitality & Restaurant Tables

Counter Tops • Doors • Cubicles • Lockers • Cabinets



#### ● Wall Cladding & Partiton



Wipe the surface clean using a light circular motion



Shake it well and lightly spray on the surface

## GENERAL USE & CARE GUIDE

**COLOURZ** laminate are manufactured with aesthetics and durability in mind. when used as recommended and with appropriate care, our laminates will last through the years. **COLOURZ** laminate are easy to maintain.

## LAMINATES

Cleaning Should be done with water and a clean, non-abrasive cloth.

To remove more stubborn stains, use mild household cleansers like colin IP gently wipe down with a non-abrasive cloth.

Avoid the use of abrasive liquid cleansers, bleaching compounds or solution as these may damage the surface of the laminate.

Do not place hot cookware directly on the laminate. Prolonged exposure to temperatures above 30°C may cause damage to the laminate surface.

Do not use the laminate for purposes that it is not intended for (E.g. do not iron, chop, hammer or expose the laminate to open flame.)

Outdoor application of the laminate with exposure to direct sunlight and weather conditions are not recommended.

UV rays may reshape the laminate.

Surfaces are recommended only for vertical application.

Do not use thinner and toluene on the surface of the **COLOURZ** laminates. this may cause decolorization of the surface.

Store the laminates at temperature below 30°C.

Typically confirm to internationally recognize technical standards.

Have a thickness balance of +/- 10%

Peel off the protective film within 15 days of installation

## THE WAYS YOU CAN ENJOY THE ROYALNESS OF COLOURZ LAMINATE TO MAKE YOUR DREAMS ALIVE IN SMART WAY.

To avoid the problems of appearing air bubbles and any yellow colour dullness or yellow patches problem in the laminate sheet after installation of **COLOURZ** laminate, Customer should know some facts before buying **COLOURZ** laminate.

As **COLOURZ** laminate is 6H Acrylic laminate which have the scratch resistance characteristic and look like back painted glass colour laminate. Please Follow some fact about installation of **COLOURZ** laminate.

Please check the laminate at the time of delivery, check it whether it was not damage in transportation & handling and then use for installation.

Before installing **COLOURZ** laminate make sure that substrate (Plywood MDF, Particle Board) is good and superior quality of calibrated thickness and even surface.

If there is usage of any inferior quality or not as per standard quality dipped plywood and dipped lipping patti, kindly scrub dipped colour layer by using sand paper. Then use **COLOURZ** laminate to avoid yellow colour patches.

Clean the surface of substrate (Plywood, MDF, Particle Board) to make free from dust and grease by cloth, soft brush, sponge or sand paper.

Always use acrylic glue.

Stir the adhesive before using it, and do not mix water in adhesive.

Spread the adhesive uniformly by brush, roller or adhesive spreader on both **COLOURZ** laminate and substrate (Plywood, MDF, Particle Board).

Use soft pinch roller or normal pressing technique at the time of pressing **COLOURZ** laminate on the substrate (Plywood, MDF, Particle Board). And also pressing should be done from the middle of the panel and move towards to side line and corners of panel. So that air between the **COLOURZ** laminate and substrate (Plywood, MDF, Particle Board) will Remove.

Please make sure, to give sufficient amount of pressing to **COLOURZ** Laminate for almost 24hrs to achieve full bonding strength.

Please do not use synthetic rubber adhesive (SR, ZAT Pat, Bostik, Heatx etc.)

After the installation of **COLOURZ** Laminate, please avoid the direct sunlight on it.

Please don't place hot cookware directly on the **COLOURZ** Laminate. Prolonged exposure to temperature above 30°C may cause patches to **COLOURZ** Laminate.

## IMPORTANT INFORMATION

### WHY AIR BUBBLE APPEARS IN BETWEEN ACRYLIC LAMINATE AND SUBSTRATE (PLYWOOD, MDF, PARTICLE BOARD) AFTER THE INSTALLATION?

The reasons which lead to air bubble problems are follow as:

- Bonding of Acrylic laminate under high humidity atmosphere
- Using of water base synthetic resin adhesive or other than PEVA (Polyethylene Vinyl Acetate Co-polymer) adhesive may also lead to air bubble after the installation Acrylic laminate.
- Many time due to uncertain weather conditions Substrate (Plywood, MDF, Particle Board) absorbs moisture. after few days of installation Acrylic laminate on substrate, substrate gradually loses moisture. that moisture is the result of air bubble between Acrylic laminate and substrate after installation
- Using odd uneven surface Substrate (Plywood, MDF, Particle Board) Lead to debone at particular area of Acrylic laminate sheet and air bubble appear at that area after the installation
- Lack of pressing and short period of pressing at the time of bonding period of Acrylic laminate also leads to air bubble after the installation of Acrylic laminate.

### WHY YELLOW PATCHES AND COLOUR FADE PROBLEM APPEARS AFTER THE INSTALLATION OF ACRYLIC LAMINATE?

The reason behind these problems are as follows :

- When Acrylic laminates experience the direct fall of sunlight on it which leads to discolouring, fading and yellowness in laminate.
- Using of inferior quality or not as per standard quality dipped plywood & dipped lipping patti may lose the colour due to chemical reaction between adhesive at the time of bonding period and yellow patches appear after the installation.
- Using of synthetic rubber adhesive (SR / ZatPat, Bostik, Heatx) leads to brown or occur colour patches on Acrylic laminates.
- Prolonged exposure temperature above 30° or placing hot cookware directly on the Acrylic laminates cause patches on Acrylic laminates surface.



SOLID Touch



There can be colour variation in material from different batches, It is advised to use same batch material to avoid colour variations. Actual colours of the laminates sheet may vary from this brochure.

COLOUR


6H ANTISCRATCH  
1.5 MM ACRYLIC

Favox  
Desire Meets a New Trend




FX I 201

LAVA



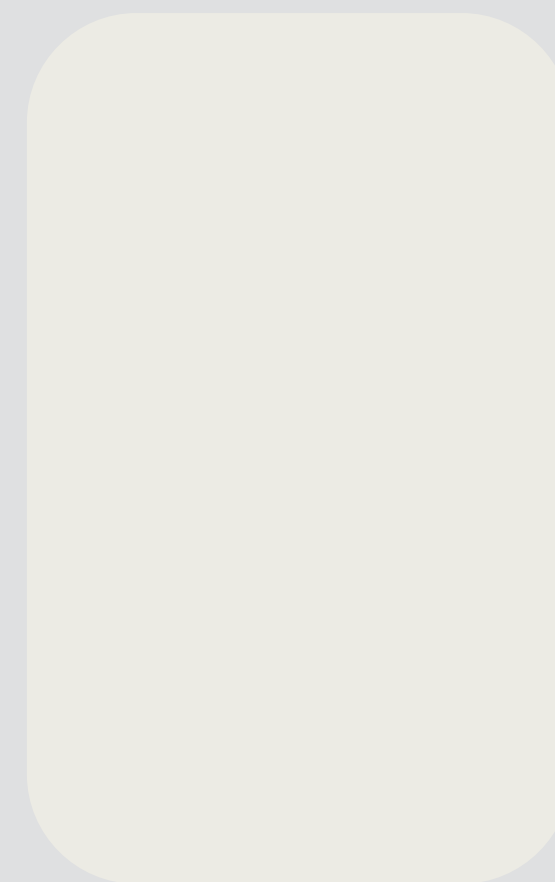
FX I 202

COOL



FX I 203

PEARL




FX I 204

PALE



FX I 205

SMOKE



FX I 206

ASH

“Elegance is not standing out, but being remembered” - Giorgio armani

01 - 02



SOLID *Touch*



There can be colour variation in material from different batches, It is advised to use same batch material to avoid colour variations. Actual colours of the laminates sheet may vary from this brochure.

COLOUR *3*

6H ANTISCRATCH  
1.5 MM ACRYLIC

FavoX<sup>®</sup>  
Desire Meets a New Trend




FX I 207

CAMEL




FX I 208

BONE




FX I 209

SAND




FX I 210

BUFF



FX I 211

FAWN



FX I 212

CREAM

“All glory comes from daring to begin” - Eugene f ware

03 - 04






There can be colour variation in material from different batches, It is advised to use same batch material to avoid colour variations. Actual colours of the laminates sheet may vary from this brochure.




FX I 213

TAUPE



FX I 214

COTTON



FX I 215

CACAO




FX I 216

WARM IVORY



FX I 217

BAND



FX I 218

CHIFFON



SOLID *Touch*



There can be colour variation in material from different batches, It is advised to use same batch material to avoid colour variations. Actual colours of the laminates sheet may vary from this brochure.

COLOUR *3*

6H ANTISCRATCH  
1.5 MM ACRYLIC

FavoX<sup>®</sup>  
Desire Meets a New Trend



FX | 219

ROSY FINCH



FX | 208

BONE



FX | 221

RED WOOD

“ Use bigger furniture to make a room appear larger. ”



SOLID Touch



There can be colour variation in material from different batches, It is advised to use same batch material to avoid colour variations. Actual colours of the laminates sheet may vary from this brochure.

COLOURZ

6H ANTISCRATCH  
1.5 MM ACRYLIC

Favox  
Desire Meets a New Trend




FX I 222

FROG



FX I 223

PISTACHIO



FX I 224

OLIVE




FX I 225

PRIMAL



FX I 226

WINTERGREEN



FX I 227

STAR LIGHT

Quality Isn't expensive, it's priceless.

09 - 10



SOLID *Touch*



There can be colour variation in material from different batches, It is advised to use same batch material to avoid colour variations. Actual colours of the laminates sheet may vary from this brochure.

COLOUR *3*

6H ANTISCRATCH  
1.5 MM ACRYLIC

FavoX<sup>®</sup>  
Desire Meets a New Trend



FX I 228

TURQUOISE



FX I 229

SEAFOAM



FX I 230

BLUE GREEN



FX I 231

JADE



FX I 232

CLEAR DAY



FX I 233

DENIM

“Design is where science & art break even” - Robin mathew

11 - 12





There can be colour variation in material from different batches, It is advised to use same batch material to avoid colour variations. Actual colours of the laminates sheet may vary from this brochure.



FX I 234

EBONY




FX I 235

CANDY



FX I 236

GRAPE



FX I 202

COOL



FX I 238

BRIGHT YELLOW



FX I 239

CANARY YELLOW

The best design trend is to not follow one.



# METALLIC Touch



There can be colour variation in material from different batches, It is advised to use same batch material to avoid colour variations. Actual colours of the laminates sheet may vary from this brochure.

COLOURZ


6H ANTISCRATCH  
1.5 MM ACRYLIC

Favox  
Desire Meets a New Trend




FX | 301

FADED ROSE



FX | 302

RICE



FX | 303

LINEN

“Design is the silent ambassador of your brand.”



# METALLIC Touch



There can be colour variation in material from different batches, It is advised to use same batch material to avoid colour variations. Actual colours of the laminates sheet may vary from this brochure.

COLOUR Z

6H ANTISCRATCH  
1.5 MM ACRYLIC

FavoX<sup>®</sup>  
Desire Meets a New Trend



FX I 304

TORTILLA



FX I 305

TAN



FX I 306

ANCHOR



FX I 307

IRON



FX I 308

SUPER WHITE



FX I 309

COFFEE

“Creativity is a continual surprise” - Ray bradbury



# METALLIC Touch




There can be colour variation in material from different batches, It is advised to use same batch material to avoid colour variations. Actual colours of the laminates sheet may vary from this brochure.

COLOUR

6H ANTISCRATCH  
1.5 MM ACRYLIC

FavoX  
Desire Meets a New Trend



FX I 310

STEEL




FX I 302

RICE




FX I 311

LAPIS



FX I 312

GRAY STONE



FX I 313

HORIZON



FX I 314

BABY BLUE

“Design with style, design with smile.”



# METALLIC Touch



There can be colour variation in material from different batches. It is advised to use same batch material to avoid colour variations. Actual colours of the laminates sheet may vary from this brochure.

COLOUR

6H ANTISCRATCH  
1.5 MM ACRYLIC

FavoX  
Desire Meets a New Trend

FX | 315

SEASHELL

FX | 316

SANDCASTLE

FX | 317

OAT

FX | 318

HAZELNUT

FX | 319

FROST

FX | 320

CEDAR

"A room should feel collected, not decorated" - Albert Hadley



METALLIC Touch




There can be colour variation in material from different batches, It is advised to use same batch material to avoid colour variations. Actual colours of the laminates sheet may vary from this brochure.

COLOUR Z

6H ANTISCRATCH  
1.5 MM ACRYLIC

FavoX  
Desire Meets a New Trend



FX | 321

MAYA



FX | 315

SEASHELL



FX | 322

STORMY GREY

“let's do what we love and do a lot of it” - Marc Jacobs



# METALLIC Touch



There can be colour variation in material from different batches, It is advised to use same batch material to avoid colour variations. Actual colours of the laminates sheet may vary from this brochure.

COLOURZ

6H ANTISCRATCH  
1.5 MM ACRYLIC

FavoX<sup>®</sup>  
Desire Meets a New Trend



FX | 315

SEASHELL



FX | 323

RHINO




FX | 324

CRUSHED ICE



FX | 325

PEPPERCORN



FX | 326

FRENCH GREY



FX | 327

DIMGREY

“Branding is about connections and not aesthetics.”





There can be colour variation in material from different batches. It is advised to use same batch material to avoid colour variations.  
Actual colours of the laminates sheet may vary from this brochure.

# MARBLE Touch



FX | 401

LASA WHITE

COLOUR Z

6H ANTISCRATCH  
1.5 MM ACRYLIC

Favox®  
Desire Meets a New Trend



FX | 402

NERO MARQUINA



FX | 403

GREY FLURRY



FX | 404

CHAMPAGNE GREY

“Simplicity is about subtracting the obvious and adding the meaningful.”



# MIRROR Touch



There can be colour variation in material from different batches, It is advised to use same batch material to avoid colour variations. Actual colours of the laminates sheet may vary from this brochure.

COLOUR

6H ANTISCRATCH  
1.5 MM ACRYLIC

Favox  
Desire Meets a New Trend



FX I 501

SILVER

FX I 502

GOLD

FX I 503

COPPER

FX I 504

DARK GREY

“ Make it Simple, but Significant.”

29 - 30



REASONS FOR AIR BUBBLE FORMATIONS ON ACRYLIC SHEETS

Acrylic are bonded in extremely humid conditions

Use of water base synthetic resin adhesive any other the PEVA (Polyethylene Vinyl Acetate Co-polymer)

When substrate loses moisture after installation

Debonding in certain areas because of uneven substrate surface

Insufficient or lack of pressing during the bonding period of laminate

Use of extremely large acrylic/PVC laminate sheets (more than 8 ft x 2 ft long)

ADVANTAGES

WATER / MOISTURE RESISTANT  
EASY TO CLEAN

UV RESISTANT

VERY HIGH REFLECTIVE AND GLOSS FINISH

CARPENTER FRIENDLY

TERMITE / BORER FREE

MORE DURABLE  
EASIER TO MAINTAIN

WIDE VARIETY OF COLOURS AND TEXTURES

To avoid de lamination / air bubbles in between ply and laminate the above steps should be taken care of. Bonding of acrylic sheets shouldn't be completed under high humidity

DISCLAIMER

Do not use plywood with high moisture content

Do not use ply with uneven surface

Avoid using inferior quality adhesive

Apply sufficient pressure

We do not recommend pasting of sheets on the printed/branding area of the plywood

There can be colour variation in material from different batches. It is advised to use same batch material to avoid colour variations. Actual colour of the Acrylic sheet may vary from this brochure.

COLOURZ

100% ORIGINAL PURE ACRYLIC

Desire Meets a New Trend

Parameters	COLOURZ Acrylic Laminate	High MATT Laminate Mica	PU Coating / Duco Paint	Back Painted Glass
MATT Level	>90	>70	>85	>85
Scratch Proof	6H Antisractch	No	No	No
Color Consistency	Excellent	Not Good	Not Good	Not Good
Orange Peel	No	Yes	Yes	No
UV Resistance	Excellent	Bad	Bad	Bad
Water Resistance	Excellent	Bad	Bad	Excellent
DRY Heat Resistance	Excellent	Good	Bad	Bad
Volatile Organic Compounds (VOCs)	No	Yes	Yes	Yes

ECO FRIENDLY

LOW CARBON EMISSIONS

PANEL STRUCTURE

6H Antiscratch Coating

Acrylic Layer

Glue Line

PVC Based Film Layer

Primer Coating

Use only Adhesive For ACRYLIC SHEETS

LIMITED WARRANTY

COLOURZ Products are tested to be reasonably free of defects, and when used and fabricated properly they will comply with the applicable manufacturing specifications within realistic deviations. we recommend customers to insect properly before installing. COLOURZ warranty in on way covers defects and non-compliance from or otherwise attributable ti any other causes, including without limitation the following:

■ Improper handling / transportation / storage of COLOURZ

■ Improper installation of COLOURZ

■ Improper or unintended usage of COLOURZ

■ Lack of or improper maintenance of COLOURZ

■ Exposure to high temperatures

■ Unauthorized alteration to the products Outdoor applications

■ There will be no guarantee or exchange under any circumstances

■ Color variations in products from different batches are possible

■ We recommend using products from same batch to avoid color variations

■ This brochure is for presentation purposes only. Actual colors may differ.